

Low Cost Remote Current Indicator

The **CR2550** series remote current indicators are designed as a low cost method for providing a visual indication of electrical current flow. The current-carrying wire is routed through the window opening in the current sensing transformer. Attached to the transformer is a high efficiency, bi-polar LED that illuminates when the current is above the turn-on point. The indicator is available as standard with an 11 inch long lead and a red, green, amber, or blue LED indicator.

Applications

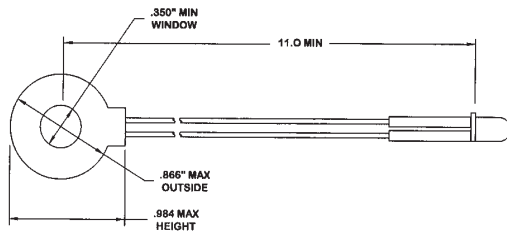
- Monitor Status of Heater Elements
- Observe Remote Loads
- Indicate Phase Loss
- Monitor Motor Operation

Features

- Self Powered
- Red, Green, Amber, and Blue Indicators
- Low fixed trip point
- Low Cost for high Volume OEM applications

Specifications

- 20 AAC Max, 600 VAC Max rating
- Thermoplastic Case Material
- 14.2 g / 0.5 oz weight
- 50 - 1Khz Bandwidth
- -30C - 85C Operating Temperature

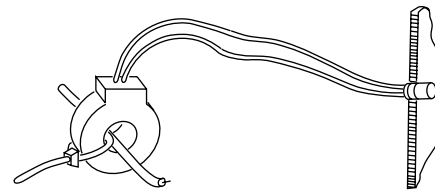


CR2550 Series

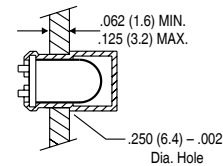


ORDER INFORMATION

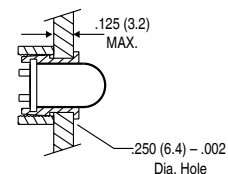
Part Number	LED Color	Turn On Point (1 pass)
CR2550-R	Red	0.75 AAC
CR2550-G	Green	1.5 AAC
CR2550-A	Amber	1.5 AAC
CR2550-B	Blue	1.0 AAC



Typical Installation



ONE PIECE



TWO PIECE MOUNTING CLIP



Another HUNTINGTON ELECTRIC Company

CR Magnetics, Inc. 3500 Scarlet Oak Blvd St. Louis MO 63122 USA V: 636 343 8518 F: 636 343 5119

Web: <http://www.crmagnetics.com>

E-mail: sales@crmagnetics.com

F

Indicators